


## TOPSIDES

Marine transport & installation SUB to GBS EPC | Topside Scope | GBS Scope



Utilities & Process Module



Living Quarters Module



Drilling Support Module




Drilling Equipment set



Auxiliary Components

- Flare Boom
- Lifeboat Stations
- Helideck



Topside Integration Pier

- Complete installation & integration of topside modules
- Mechanical completion
- Systems completion

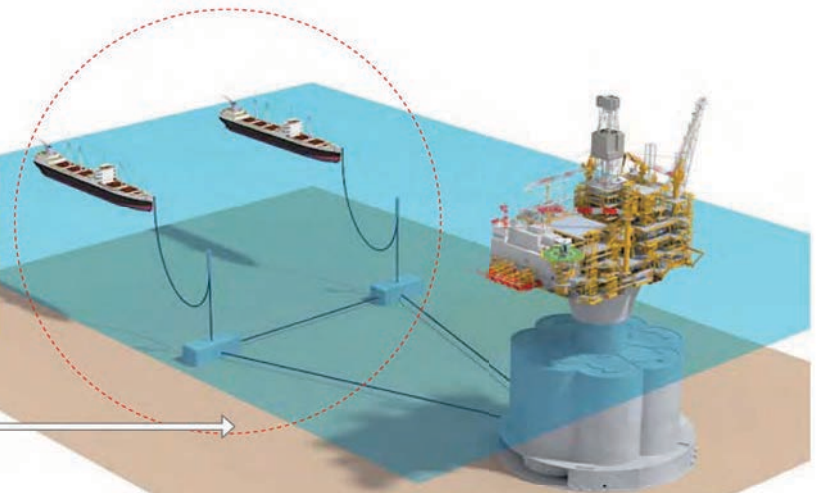
### Bull Arm Early Works

- Site Preparation - Install camp & batch plant
- Building/Common facilities refurbishment
- Bund wall construction
- Dry dock dewatering & reinstatement

### Offshore Site (Hebron)

- Survey Set GBS
- Marine Support
- Final HU v& Commissioning
- Start up support

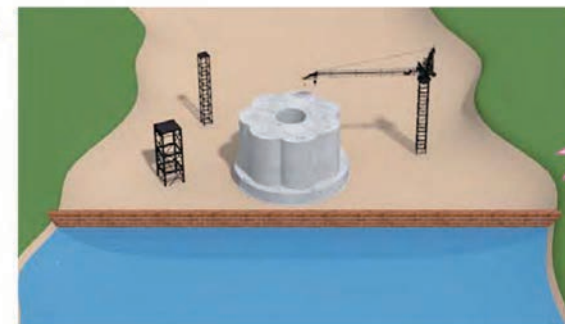
OLS Installation with Flowlines to GBS



Lift and transport to deep water site and perform mating

### GBS Prefabrication

- Structural steel, risers & J tubes, rebar, ancillary structures, piping



GBS Dry Dock (Bull Arm)

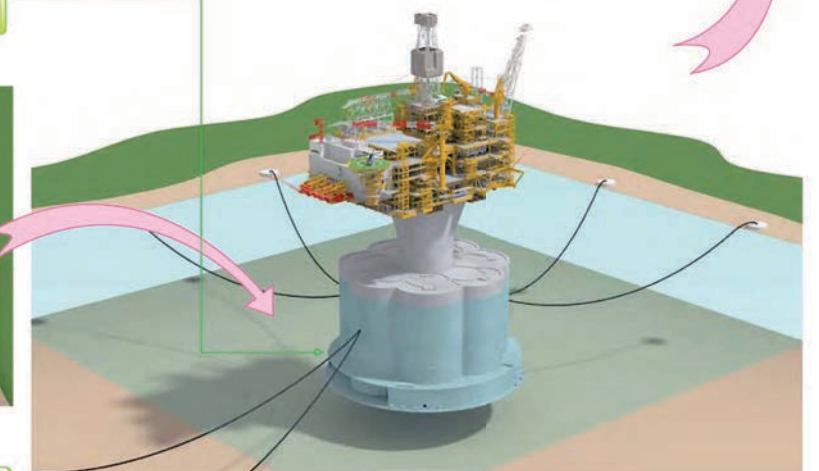
- GBS skirt & base slab construction
- GBS caisson wall slipforming (+27)
- GBS mechanical outfitting
- GBS slipforming cantilever wall construction
- GBS cantilever top slab construction
- Flood dry dock & remove bund wall

### Sites Marine Services

- Ferries
- Barges
- Support vessels
- Barge mounted cranes
- Barge mounted concrete batch plant
- Marine material handling

Transport to Final Position

### Topside



Deep Water Site (Bull Arm)

- GBS shaft, storage & ice walls slipforming (+71)
- GBS solid ballast installation
- GBS support slab construction
- GBS shaft slipforming (+122)
- GBS mechanical outfitting
- GBS top slab construction
- Mechanical completion

• Topside Mating

• Hook-up & Commissioning